

EcoVimec

The personal lift



Electric, ecological, exclusive.



VIMEC
Easy moving

EcoVimec

Technology

- Low energy consumption
- Noiseless, class-leading
- Carrying capacity of 400 kg, without counterweight
- MRL Machine RoomLess

Safety

- In case of power failure, back to the floor automatically
- Infrared barriers
- Communication device inside the cabin

Ecologic

- Without hydraulic oil
- Manufacturing process with waste materials for recycling



Customised

- Many personalisation options to suit all tastes. Suitable for both indoor and outdoor installation.
- Quick to install with no invasive building works

Design

Vimec's focus on styling is expressed through the shapes and materials chosen to express wellbeing attention to details, and a love of our work



Quality
In Vimec products, quality means substance: reliability, quiet operation, user-friendly technology



The EcoVimec lift fits into any domestic context with discretion and elegance. It is a 100% Italian product, and every installation clearly reflects its membership of the world-famous Italian design and styling tradition.

Experience
Vimec is the market leader, and has been designing and building tailor-made installations to improve quality of life for all access needs, both in the home and in public buildings, since 1982.

CABIN WALLS COLOURS

COLOR SERIES



Grey standard



Beige standard



Blue standard



Red standard




Special RAL colour

GLASS SERIES



Transparent



Smoked

LEGNO SERIES



Acero standard



Ciliegio

STEEL SERIES



Silver

INOX SERIES



Lino lucido

CABIN PLATFORM COLOURS

RUBBER SERIES



Grey with stamps

SAFESTEP SERIES



Light grey



Dark grey



Red

LEGNO SERIES



Pero selvaggio



Ral 9023 grigio scuro perlato



Ral 1013 avorio chiaro



Ral 9006 alluminio brillante



Special Ral

SUPPORTING STRUCTURES

Eco Vimec offers you many customisation options, starting from the walls of the cabin, available in different finishings and colours, through the platforms, in fine materials in a variety of shades. A wide choice of structure finishings are available to provide the best match with the surrounding colours and environment.

ACCESSORIES DOORS



Double hinged, in glass, for an elegant, stylish effect




Blind hollow veneered



Fully automatic cabin door for "Single Touch" operation

5 alternative colours



Ral 1013



Ral 5010



Ral 7001



Similinox




Inox



Panoramic, in aluminium; lightness at hand



Hollow veneered with viewing



Infrared sensors all around the perimeter for entry/exit from the cabin, to guarantee full safety.

Handles



Serie Rich

ACCESSORIES CONTROL PANELS

The technological content and choice finishes make the cabin a pleasant place to be, with comfort and safety, at all times.



On-board control Panel



Floor control panel

- A) LCD display with travel indicator
- B) Telephone speaker
- C) Dark blue backlit buttons with Braille
- D) E-button, for electronic access control
- E) Alarm button

- A) LCD display with travel indicator
- B) Call button: green when lift is free, red when busy
- C) E-button, for electronic access Control

Cabin lighting

LED bar *standard* 2 led lamps

2 spots LED



EcoVimec

The right choice, the choice of taste

■ EcoVimec lift gives added value to all homes through simple tailor-made installations, both indoors and out. Available in versions from two to five floors, it is an ideal system both for renovation projects and for new buildings: no masonry works are required.

■ Convenient, effortless

Quiet and discreet, it is absolutely convenient even for transporting the shopping, child buggies, and any other heavy or bulky item from one floor to another within the home. With the EcoVimec, getting around the house could not be easier.

■ Customisable

You and your home deserve a lift which is tailored to suit you not only in its functions but also in its design and personalised finishes; the colours and trims available ensure your Easy Living is just as you want it, the perfect match for its context and your taste.

■ Reliable

The Vimec technology guarantees you a product at the state of the art from every point of view. The manufacturer's warranty allows you to cut servicing costs and enjoy all the benefits of quality construction.



Sensations
Getting onto a Vimec lift
gives you a feeling of
comfort and safety, and
using it will
become a natural part of
your daily life.



EcoVimec with structure

The EcoVimec lift has state of the art structures in terms of strength, versatility and design. These structures can be customised with different types of glass panelling to suit installations of all kinds, with tailor-made versions and installations even in particularly difficult contexts.

A Vimec outdoor lift never requires invasive building works: installation is completed quickly and with great care, thanks to a network of skilled installers always up to date with the latest products and techniques.

TECHNICAL DATA

The EcoVimec technical package has parameters and functional requirements of the highest order.

EcoVimec is a unique elevator:

- **Environmentally friendly-electric lift compliant to the Machinery Directive 42/2006**
- **In the event of a power failure automatically returning to the floor**
- **Without counterweight**
- **MRL Machine RoomLess**

EcoVimec	
Capacity	up to 400 kg
Maximum travel	5 stops (about 15 m)
Speed	0.15 m/sec

- **Load-bearing** roof (120 kg)
- Safety stop in the pit with electric monitoring and visual flashing alarm with manual reset
- Mechanical safety lock in the headroom with surveillance (electric lock)
- O.S.G. Over Speed Governor: a **speed limiter**, provided with mechanical locking and electrical interlocking surveillance manual reset
- Loose control drive belts with electric monitoring and shutdown
- O.L.C. **Over Load Control**: Lock and load control equipment (limit + 20%)
- In case of power failure, electric emergency operation (Battery 36-Volt)
- Easy maintenance directly inside the cabin by moving the control panel

INSIDE THE CABIN:

- Infrared barriers on each side of entry and in the absence of walls
- Device of communication with outside the cabin
- Over Load indicator
- 50 x 50 mm buttons with mechanical shutter and indication of the floor in addition to standard Braille
- On board controls height compliant to EN81-41
- Illuminated buttons (with color identification of the function)
- Emergency Button
- “Energy saving” LED Bar lights
- On board push-button panel with dead-man’s controls-always equipped with infrared photocells barriers
- “Single Touch” operation (universal manoeuvre) with walls and door in the cabin

GENERAL FEATURES

- Drive system and at-the-ground control
- Belt drive
- Drive motor 1.5 kW three-phase 220 V 50 Hz
- Single-Phase Inverter Control In / Out Phase 2.2 kW
- Electric Traction
- Arrival and departure with soft start/stop system
- **Voltage supply 24 V DC**
- Mechanical key enabling on-board keypad
- No. 6 accesses maximum
- No. 2 accesses to the floor maximum
- Electrical Safety Locks
- On floor controls with “Simple touch”
- 120 mm pit - 140 mm with supporting structure
- Technical Dimensions (engine, belts) 310 mm
- Headroom minimum standard 2450 mm
- Headroom with door cabin minimum 2600 mm
- N ° 10 platform sizes available:
- 2 Standard: 1400 x 1100-1250 x 1000
- Option No. 8: 900 x 900 - 900 x 1250-1000 x 1400 - 1000 x 1250 - 1100 x 1400-1250 x 900 to 1250 x 1250-1400 x 1000

OPTIONS

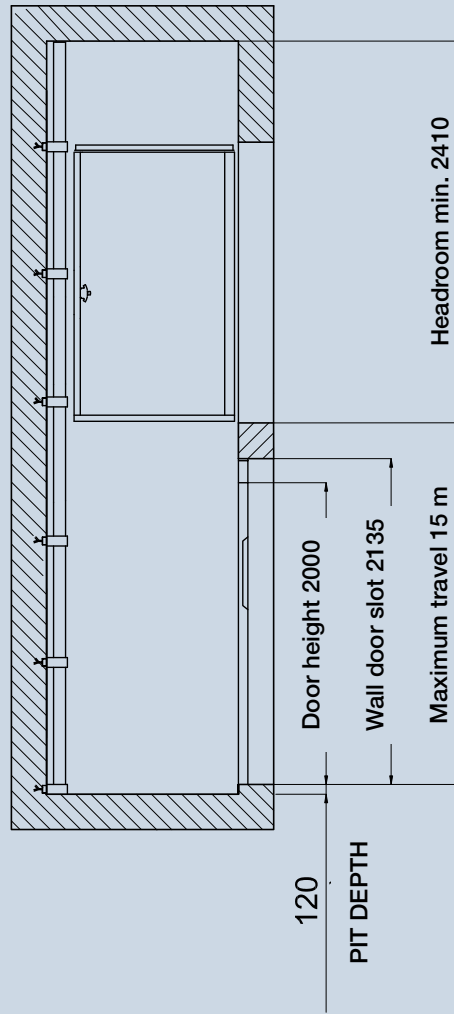
- E-button (electronic key) to manage independent accesses
- Voice announcer to the incoming floor
- Gong to the incoming floor
- Auto dialer with No. 5 numbers in memory
- Display in the car
- Display on the floor control panel
- Handle for use in public places and for people with disabilities
- Sliding doors on cabin and at the floor
- One leaf motorized doors
- Horizontal Mirror
- Vertical mirror

STANDARD CONFIGURATION

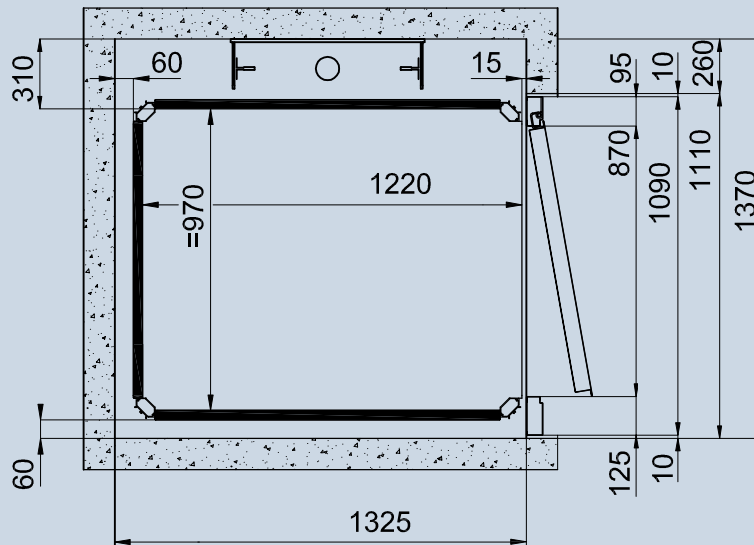
- Cabin with “color series” grey walls (alternative choices: Beige, Red, Blue, Acero)
- Platform “Rubber series” with grey stamps
- On-board and on the floor 50 mm buttons with Braille, without display
- “Energy Saving” with LED bar ceiling
- Hollow veneered doors with window - RAL 9023

Data are guideline and not binding. Vimec reserves the right to make any changes it considers appropriate.

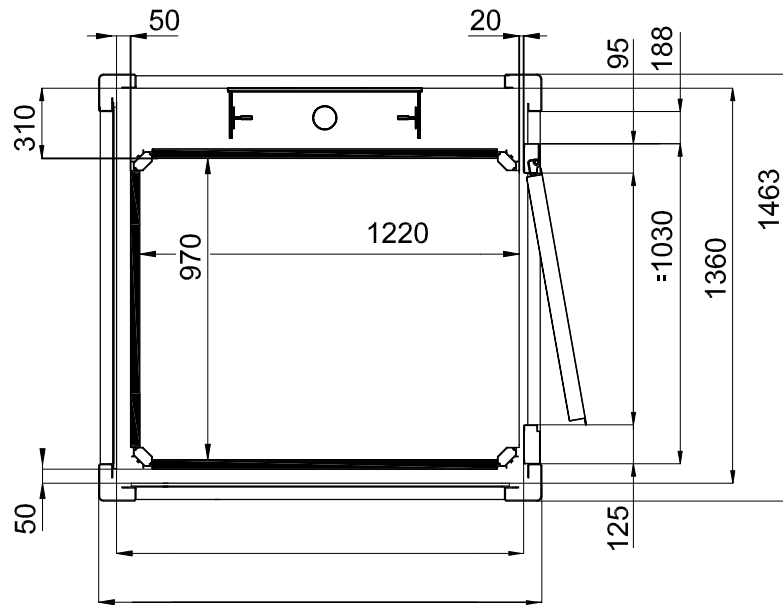
DIMENSIONS AND OVERALL SPACE REQUIREMENTS



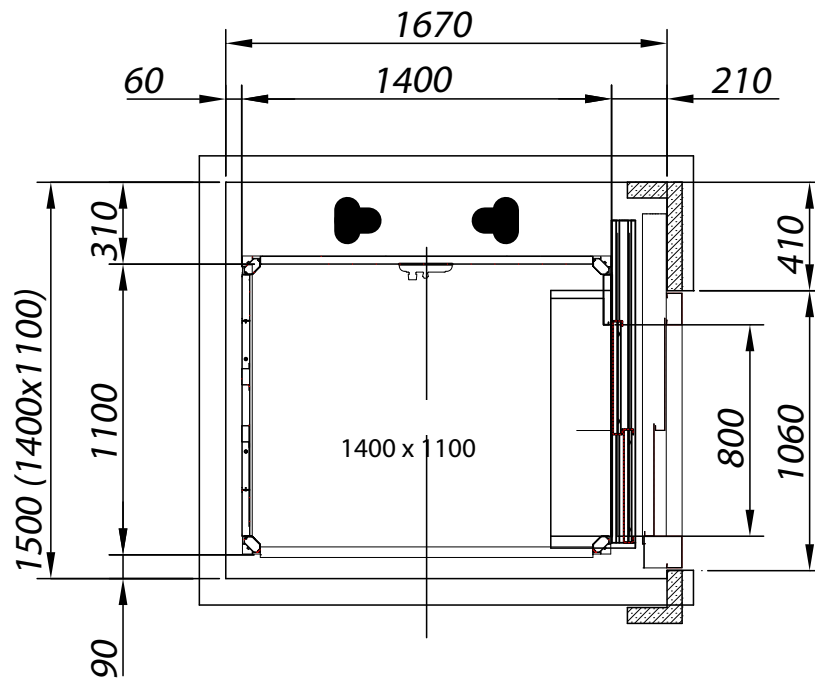
MASONRY SHAFT



SUPPORTING STRUCTURE



WITH AUTOMATIC TELESCOPIC DOORS






Vimec s.r.l. - Via Parri, 7 - 42045 Luzzara - Reggio Emilia - Italy

Tel. + 39 0522 970 666 Fax +39 0522 970918

www.vimec.biz export@vimec.biz

Vimec abroad: Madrid (Spain), London (United Kingdom),
Avignon (France), Warsaw (Poland)



Guaranteed product

The Vimec elevator is guaranteed up to 24 months from the date of consignment.

PSP: at partners' service

Partner Support Program: a Vimec exclusive for its partners, aiming to supply each of them, all over the world, with a series of personalised tools for developing their business and offering the end user a better and better service. This programme includes an introduction to the concepts of "accessibility", specific classroom training courses and training in the field for sales staff and engineers, analysis and assistance

for the development of the most appropriate market strategies, and backup for the organisation of seminars (e.g. for architects, civil engineering firms, etc.) and for participation at trade fairs. Close cooperation with its partners guarantees Vimec constant improvement of its degree of knowledge of the various markets and thus of their varying needs in terms of accessibility, which translates into the design of suitable products. All oriented towards better management of customer relations, and the achievement of full customer satisfaction.